

## PLUG-IN / PLUG-IN +



## MODULAR SYSTEM

Panels constructed with the plug-in solution offer the functions of a draw-out system whilst benefiting from the economy of a fixed pattern system. The plug-in drawers have connections on the incoming side that can be disconnected from the distribution busbar without the use of a tool, even if the busbar is live. This fact ensures operational and personnel safety to the same high degree as a draw-out system.

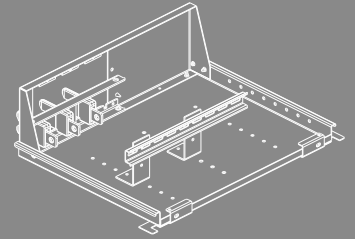
## CONSTRUCTION DETAILS

The plug-in drawers are constructed in the modular measure of 192 mm. The plug-in system is optional 3-poled or 4-poled.



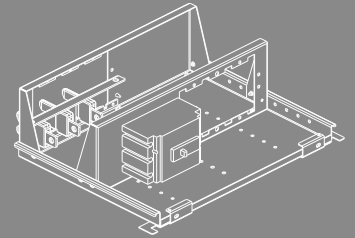
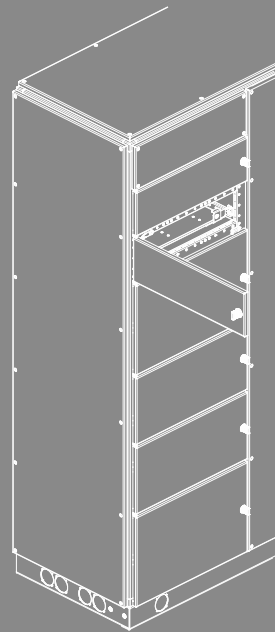
The plug-in drawers have connections on the incoming side that can be disconnected from the distribution busbar without the use of a tool, even if the busbar is live. This fact ensures operational and personnel safety to the same high degree as a draw-out system.

On the outgoing side, conductors are connected to terminals/multi-plugs, either in the drawer or in the cableway, or as a combination of the main circuit connected directly and the aux. circuits connected via terminals/multi-plugs. The result is a design of high specification, which maintains function of a Draw-out panel and the economy of a fixed pattern solution.

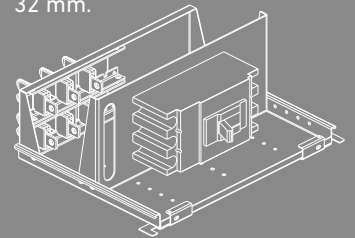


DIN-rail fitted on mounting bracket.

Plug-in section with doors in front of each drawer.



Component holder, adjustable in steps of 32 mm.



Component holder for drawers higher than 1M.

## NEW FUNCTIONS - PLUG-IN

The new version of Plug-in offers a wide range of new features for improved operational and personal safety combined with increased competitiveness in relation to optimized assembling.

- Max. internal dimension by use of narrow barrier
- Freedom to place DIN rail equipment
- Cable Field can be placed on both the right and left side
- Can be combined with MD and MPI
- Allows for placement in the upper / lower module
- Possibility of shutter
- Possibility of interlock
- Up to 630 A in the standard version
- Form 4A in the standard version
- Upgrading to MD possible by 3M width

By use of standard structural parts, internal separation Form 4 IP2X is automatically obtained.



## PLUG-IN+

High personal and operational safety has now become 14% cheaper!

- An added plus to your competitiveness

Plug-in+ is applicable in situations, when not all advanced Multi Drawer functionalities are required, but the solution still requires a high level of personal and operational safety.

The Plug-in+ solution is available up to 630A in the standard version.

Plug-in+ is DDF, while Multi Drawer is WWF, but upgrade to MD at a later stage is possible. Upgrade to MD is possible at 3 module width.



## PLUG-IN+ BENEFITS

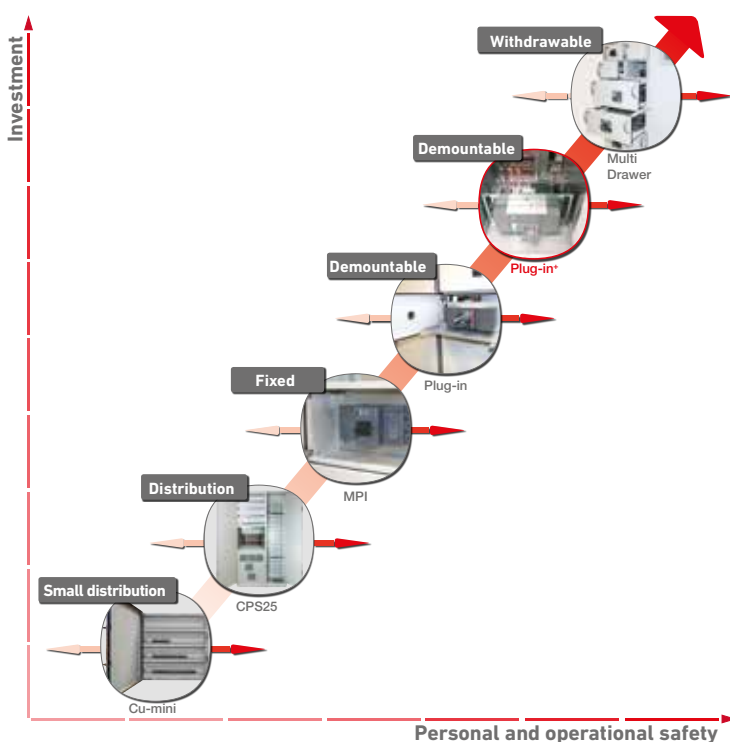
- Optimal and competitive design solution
- Free choice of electrical component
- Easy to install
- Full documentation and verified
- Demountable
- The type of electrical connection of functional units is DDF
- Up to 630 A in standard version
- Upgrade to Multi Drawer possible at 3M width
- Form 3b or 4b.

## CHOICE OF SOLUTION

Plug-in+ fits perfectly between Plug-in and Multi Drawer.

CUBIC's wide product range ensures an optimal solution to almost any kind of project.

Many different technologies are often used for large projects, as they secure competitiveness and a technically safe solution for the end customer many years ahead.



# GENERAL TECHNICAL DATA

## STANDARD AND APPROVALS:

IEC/EN 61439-2, DEKRA, The Netherlands  
DNV (Det Norske Veritas), GL (Germanischer Lloyd) and  
Russian Maritime Register of Shipping.

## RATED VOLTAGE ( $U_n$ ):

Up to 1000 V; 50 Hz

## TEST VOLTAGE:

Up to 3,5 kV

## MAIN BUSBAR

(Horizontal busbars)

## RATED CURRENT:

Up to 6000 A

## SHORT-TIME WITHSTAND CURRENT, $I_{cw}$ :

Up to 120 kA

## PEAK WITHSTAND CURRENT, $I_{pk}$ :

Up to 264 kA

## DISTRIBUTION BUSBAR:

(vertical busbars)

## RATED CURRENT:

Up to 2000 A

## SHORT-TIME WITHSTAND CURRENT, $I_{cw}$ :

Up to 80 kA

## PEAK WITHSTAND CURRENT, $I_{pk}$ :

Up to 176 kA

## DRAWERS:

SIZE	RATED CURRENT, $I_{nc}$
2x1 M	Up to 400 A
2x1.5 M	Up to 400 A
2x2 M	Up to 400 A
2x3 M	Up to 400 A
3x1 M	Up to 630 A
3x1.5 M	Up to 630 A
3x2 M	Up to 630 A
3x3 M	Up to 630 A

## INTERNAL SEPARATION:

Form 3b and Form 4a

## DEGREE OF PROTECTION:

Up to IP54

Without drawer IP2X (with shutter IP3X)

## HEAD OFFICE - DENMARK

CUBIC-Modulsystem A/S  
Skjoldborgsgade 21  
DK-9700 Broenderslev  
Denmark  
Tel: +45 9882 2400  
info@cubic.eu

**CUBIC**  
A ROCKWELL AUTOMATION COMPANY